



BOX-T BC ATEX

Aspiratori cassonati pale rovesce a doppia aspirazione a trasmissione Backward-curved belt driven double inlet box fans



Zone 22 II3D Ex h IIIB T135°C Dc
GAS

NORME | NORMS

EN 14986:2017
EN 1127-1
EN ISO 80079-36
EN ISO 80079-37

DESCRIZIONE

Aspiratori cassonati a doppia aspirazione e a trasmissione costruiti in conformità con la Direttiva ATEX 2014/34/UE e adatti per ambienti dove la presenza di polveri combustibili renda necessario garantire una corretta estrazione d'aria evitando rischi di esplosione, in particolare negli impianti certificati ATEX in categoria 3, zona 22, (3D). Sono particolarmente indicati negli impianti in cui si deve effettuare ricambio o filtrazione d'aria e per installazioni che necessitano di elevate prestazioni in termini di portate e soprattutto di pressioni. Particolarmente silenziosi, sono ideali in ambienti sia civili che industriali, dove il rumore è un problema. Adatti per aria pulita con temperatura da -20°C a +40°C.

CONSTRUZIONE

- Telaio in profilo d'alluminio e pannelli smontabili in lamiera zincata. Presenza di un pannello d'ispezione con maniglie ergonomiche per facilitare l'accessibilità. Unità ventilante con bocchaglio in ottone.
- Materassino fonoassorbente di spessore 20 mm, realizzato in poliuretano espanso autoestinguente (grado HF1 secondo lo standard UL94) con film protettivo in PU liscio, che permette una facile pulizia.
- Ventilatore centrifugo ad alte prestazioni, doppia aspirazione con girante pale rovesce per azionamento a trasmissione, accoppiato al motore mediante cinghie trapezoidali e pulegge.
- Cinghie trapezoidali in EPDM con tecnologia innovativa a fianchi nudi ESENTE DA MANUTENZIONE.
- Pulegge a gole trapezoidali costruite in ghisa con trattamento protettivo di fosfatazione e bilanciate staticamente, bussole coniche in ghisa con alesaggi ISO G7.
- Unità ventilante e motore sostenuti da un basamento in profili di alluminio, isolati dalla struttura mediante supporti antivibranti e giunto flessibile sulla mandata, questo garantisce l'assorbimento delle vibrazioni in funzione di una corretta ripartizione dei pesi all'interno dell'unità ventilante. Supporti antivibranti in elastomero per le taglie da 200 a 400 mentre in molla dal 450 al 630.
- Motore montato su una slitta tendicinghia per facilitare la manutenzione ed eventuale sostituzione.

MOTORE

Motore antideflagrante asincrono trifase a norme internazionali IEC 60034, IEC 60072, ATEX 2014/34/UE, EMC 2014/30/UE, LVD 2014/35/UE, marcato CE, IP66 secondo la EN ISO 20653, classe F. Idoneo ad un servizio continuo (S1). Specificamente progettato per installazione in ambienti classificati come zona ATEX 22 II3D (POLVERI) IIIC, apparecchiature protette mediante custodie con requisiti di tenuta alla penetrazione della polvere "tb" in accordo allo standard CEI EN IEC 60079-0, CEI EN 60079-31. Motore dotato di sistema di protezione da sovratemperatura con termistori tipo PTC conformi alle norme DIN 44081, DIN 44082, IEC 60034-11-2 e idoneo alla regolazione di velocità a mezzo di regolatore tipo inverter.

ACCESSORI

- TPCR - Tronchetto premere con rete
- TPSR - Tronchetto premere senza rete
- Piede per BOX-T BC dal 200 al 280
- Tettuccio parapiovvia
- Interruttore di servizio ATEX (a richiesta).

DESCRIPTION

Belt driven double inlet box fans built in compliance with the ATEX Directive 2014/34/EU and suitable for environments where the presence of combustible dusts makes it necessary to ensure correct air extraction avoiding the risk of explosion, in particular in ATEX certified systems in category 3, zone 22, (3D). They are suitable in installations where air replacement or filtration must be carried out and for installations that require high performance in terms of flow rates and especially pressures. Particularly quiet, they are ideal in both civil and industrial environments where noise is an issue.. Suitable for clean air with temperatures from -20°C to +40°C.

CONSTRUCTION

- Frame in extruded aluminium profiles and removable panels in galvanized steel sheet. Provided with an inspection panel with ergonomic handles to facilitate accessibility. Fan unit inlet in brass.
- 20 mm thick sound-absorbing lining, made of self-extinguishing expanded polyurethane (HF1 grade according to UL94 standard) with smooth PU protective film, which allows easy cleaning.
- High performance centrifugal fan, double inlet with forward-curved blade impeller for transmission drive, coupled to the motor by trapezoidal belts and pulleys.
- Trapezoidal EPDM belts with innovative technology with bare sides MAINTENANCE-FREE.
- Pulleys with trapezoidal grooves built in cast iron with protective phosphating treatment and statically balanced, cast iron conical bushes with ISO G7 bores.
- Fan and motor unit supported by a base in aluminum profiles, insulated from the structure by anti-vibration supports and flexible joint on the delivery, this guarantees the absorption of the vibrations according to a correct distribution of the weights inside the ventilating unit. Anti-vibration mountings in elastomer for sizes from 7/7 to 12/12 while in spring from 15/15 to 630.
- Motor mounted on a belt tensioner slide to facilitate maintenance and possible replacement.

MOTOR

Explosion-proof asynchronous three-phase motor compliant with international standards IEC 60034, IEC 60072, ATEX 2014/34/UE, EMC 2014/30/UE, LVD 2014/35/UE, CE marked, IP66 to EN ISO 20653, class F. Suitable for continuous service (S1). Specifically designed for installation in environments classified as ATEX zone 22 II3D (DUST) IIIC, equipment protected by enclosures with dust penetration tightness requirements "tb" according to CEI EN IEC 60079-0, CEI EN 60079-31. The motor includes an overtemperature protection system equipped with PTC thermistors in accordance with DIN 44081, DIN 44082, IEC 60034-11-2 and suitable for speed regulation by inverter-type controller (for three-phase version).

ACCESSORIES

- TPCR - Outlet connector with net
- TPSR - Outlet connector without net
- Feet for BOX-T BC from 200 to 280
- Rainproof cover
- ATEX service switch (on request).

VERSIONI | VERSIONS



BOX-T BC ATEX
Zone 2
II3G Ex h IIB T4 Gc
GAS

LIMITI D'IMPIEGO | OPERATIONAL LIMITS

Modello Model	Potenza motore Motor power		Giri del ventilatore Fan RPM		Portata d'aria Airflow	
	Min (kW)	Max (kW)	Min (rpm)	Max (rpm)	Min (m³/h)	Max (m³/h)
BOX-T BC ATEX 200	0,37	2,2	2500	6000	1000	4000
BOX-T BC ATEX 225	0,55	2,2	2000	5800	1000	5500
BOX-T BC ATEX 250	0,55	3	1800	4600	1200	7000
BOX-T BC ATEX 280	1,1	4	1800	4000	1500	9000
BOX-T BC ATEX 315	1,5	7,5	1600	3500	2500	12000
BOX-T BC ATEX 355	2,2	7,5	1400	3300	3000	16000
BOX-T BC ATEX 400	2,2	7,5	1400	2700	4000	18500
BOX-T BC ATEX 450	3	15	1200	2500	6000	24000
BOX-T BC ATEX 500	4	15	1100	2250	8000	30000
BOX-T BC ATEX 560	4	15	1000	2000	10000	39000
BOX-T BC ATEX 630	5,5	22	900	1700	12000	47500

I dati riportati nella tabella dei limiti d'impiego sono puramente indicativi delle prestazioni massime a fine curva.
 Per una accurata selezione, far riferimento alle curve prestazionali o contattare il nostro ufficio tecnico-commerciale.
 The operational limits reported in the tab are merely indicative of the maximum performances at the end of the curve.
 For an accurate selection, refer to the curves or contact our technical department.

A RICHIESTA | UPON REQUEST

- Versione con motori trifase doppia polarità (4/6 poli).
- Versione con motore asincrono monofase, IP55, classe F.
- Pannelli in INOX.
- Doppia pannellatura (spessore disponibile: 25 mm)
- Versioni a 60Hz.
- Classi di temperatura T5 e T6.
- Version with three-phase double polarity motor (4/6 poli).
- Asynchronous mono-phase motors, IP 55, class F.
- Panels in INOX.
- Double skin panels (available thickness: 25 mm)
- Versions at 60 Hz.
- Temperature classes T5 and T6.

PRESTAZIONI | PERFORMANCE

BOX-T BC ATEX

Le prestazioni aeruliche sono rilevate in conformità alla norma EN ISO 5801/AMCA 210 con densità dell'aria standard avente peso specifico 1,2 Kg/m³. Il livello di potenza sonora è ottenuto secondo la norma AMCA 300-08 in camera riverberante.
Installazione C.
Le tolleranze sono conformi alla ISO 13348 e alla DIN 24166.
Alimentazione 230V/1Ph/50Hz o 400V/3Ph/50Hz.

Air performances are measured according to EN ISO 5801 / AMCA 210 standard with air density with 1.2 kg/m³ specific weight.
The sound power level is obtained according to AMCA 300-08 in reverberating room.
Installation C.
Tolerances comply with ISO13348 and DIN 24166.
Power supply 230V/1Ph/50Hz or 400V/3Ph/50Hz.

NB

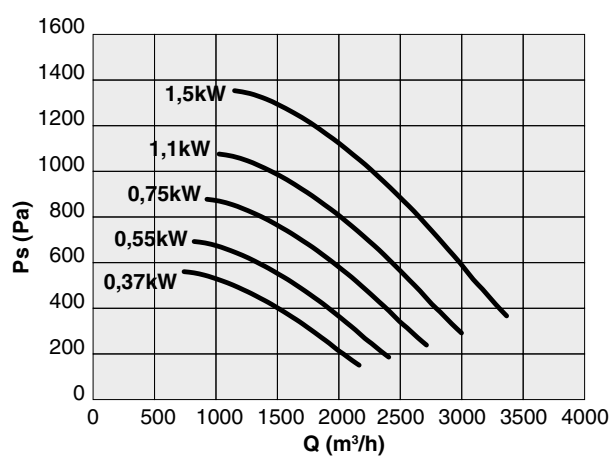
Le prestazioni aeruliche (m³/h e Pa) riportate in tabella indicano un punto di lavoro consigliato.
The aerulic performances (m³/h and Pa) shown in the tables indicate a recommended working point.

BOX-T BC ATEX 200

Code	Modello Model	U	P	kW	A	RPM	Q m ³ /h	P _s Pa	IE3	IP/CL
1BT9375	BOX-T BC ATEX 200 037KW	T	2	0.37	1.0	2830	2.000	215	-	55/F
1BT9376	BOX-T BC ATEX 200 055KW	T	2	0.55	1.35	3151	2.000	370	-	55/F
1BT9377	BOX-T BC ATEX 200 075KW	T	2	0.75	1.7	3546	2.200	490	✓	55/F
1BT9378	BOX-T BC ATEX 200 1,1KW	T	2	1.1	2.5	3920	2.200	715	✓	55/F
1BT9379	BOX-T BC ATEX 200 1,5KW	T	2	1.5	3.0	4402	2.200	1.035	✓	55/F

LIVELLI SONORI | SOUND LEVELS dB(A)

Hz		63	125	250	500	1000	2000	4000	8000	TOT
BOX-T BC ATEX 200 037KW	Lw	67	67	74	77	77	76	72	66	83
	Lp 3 mt	47	46	53	57	56	55	52	46	62
BOX-T BC ATEX 200 055KW	Lw	68	66	73	77	76	74	72	66	82
	Lp 3 mt	47	46	52	56	55	54	51	45	61
BOX-T BC ATEX 200 075KW	Lw	72	69	75	80	79	77	75	69	85
	Lp 3 mt	51	48	55	59	58	57	54	48	65
BOX-T BC ATEX 200 1,1KW	Lw	74	74	78	82	82	80	77	71	87
	Lp 3 mt	53	53	57	61	61	59	56	51	67
BOX-T BC ATEX 200 1,5KW	Lw	75	78	81	84	84	82	79	73	90
	Lp 3 mt	55	57	60	63	63	61	58	53	69



NB

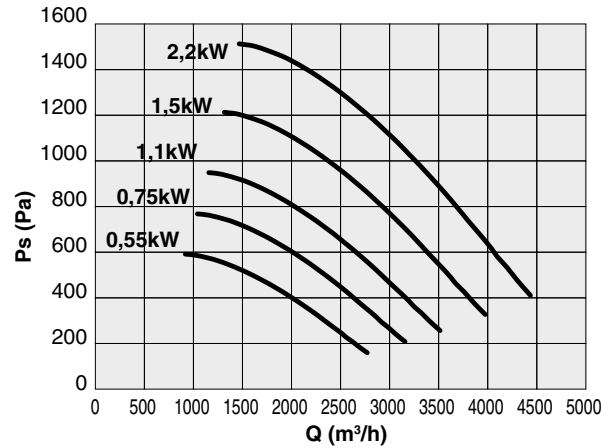
Le prestazioni aerauliche (m³/h e Pa) riportate in tabella indicano un punto di lavoro consigliato.
The aeraulic performances (m³/h and Pa) shown in the tables indicate a recommended working point.

BOX-T BC ATEX 225

Code	Modello Model	U	P	kW	A	RPM	Q m ³ /h	P _s Pa	IE3	IP/CL
1BT9380	BOX-T BC ATEX 225 055KW	T	2	0.55	1.35	2606	2.600	215	-	55/F
1BT9381	BOX-T BC ATEX 225 075KW	T	2	0.75	1.7	2965	2.600	410	✓	55/F
1BT9382	BOX-T BC ATEX 225 1,1KW	T	2	1.1	2.5	3298	3.000	465	✓	55/F
1BT9383	BOX-T BC ATEX 225 1,5KW	T	2	1.5	3.0	3730	3.000	770	✓	55/F
1BT9384	BOX-T BC ATEX 225 2,2KW	T	2	2.2	4.7	4165	3.000	1.115	✓	55/F

LIVELLI SONORI | SOUND LEVELS dB(A)

Hz		63	125	250	500	1000	2000	4000	8000	TOT
BOX-T BC ATEX 225 055KW	Lw	68	67	74	77	77	76	73	66	83
	Lp 3 mt	47	47	53	57	57	56	52	46	63
BOX-T BC ATEX 225 075KW	Lw	71	69	75	80	79	78	74	68	85
	Lp 3 mt	50	48	55	60	58	57	54	48	65
BOX-T BC ATEX 225 1,1KW	Lw	76	71	78	83	81	81	77	71	88
	Lp 3 mt	55	51	57	63	61	60	57	51	67
BOX-T BC ATEX 225 1,5KW	Lw	77	77	81	85	85	83	80	75	91
	Lp 3 mt	57	57	60	64	64	62	60	54	70
BOX-T BC ATEX 225 2,2KW	Lw	79	82	84	87	87	86	82	77	93
	Lp 3 mt	59	62	63	66	67	65	62	57	73

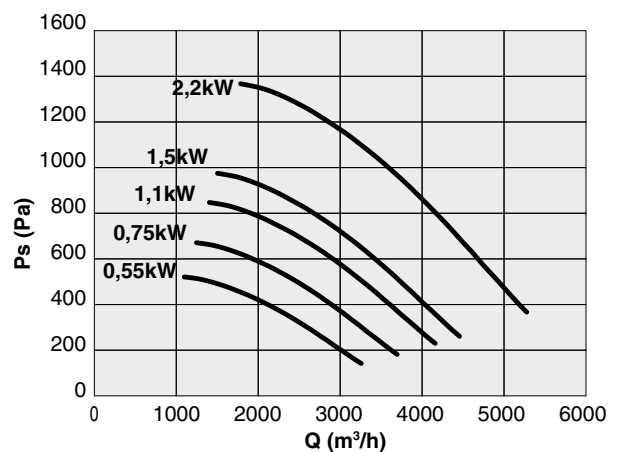


BOX-T BC ATEX 250

Code	Modello Model	U	P	kW	A	RPM	Q m ³ /h	P _s Pa	IE3	IP/CL
1BT9385	BOX-T BC ATEX 250 055KW	T	2	0.55	1.35	2195	3.000	200	-	55/F
1BT9386	BOX-T BC ATEX 250 075KW	T	2	0.75	1.7	2489	3.000	375	✓	55/F
1BT9387	BOX-T BC ATEX 250 1,1KW	T	2	1.1	2.5	2800	3.600	400	✓	55/F
1BT9388	BOX-T BC ATEX 250 1,5KW	T	2	1.5	3.0	3003	3.600	550	✓	55/F
1BT9389	BOX-T BC ATEX 250 2,2KW	T	2	2.2	4.3	3552	3.600	1.000	✓	55/F

LIVELLI SONORI | SOUND LEVELS

Hz		63	125	250	500	1000	2000	4000	8000	TOT
BOX-T BC ATEX 250 055KW	Lw	70	70	77	80	80	79	75	68	86
	Lp 3 mt	49	49	57	60	60	59	55	48	66
BOX-T BC ATEX 250 075KW	Lw	74	74	79	84	83	82	78	73	89
	Lp 3 mt	54	53	59	63	62	61	58	53	69
BOX-T BC ATEX 250 1,1KW	Lw	80	75	83	87	86	85	81	75	92
	Lp 3 mt	59	55	62	67	66	64	61	55	72
BOX-T BC ATEX 250 1,5KW	Lw	81	79	84	89	88	86	83	78	94
	Lp 3 mt	60	58	63	68	67	66	63	58	73
BOX-T BC ATEX 250 2,2KW	Lw	84	86	88	92	92	90	87	82	98
	Lp 3 mt	63	66	68	71	71	69	66	61	77



PRESTAZIONI | PERFORMANCE

BOX-T BC ATEX

NB

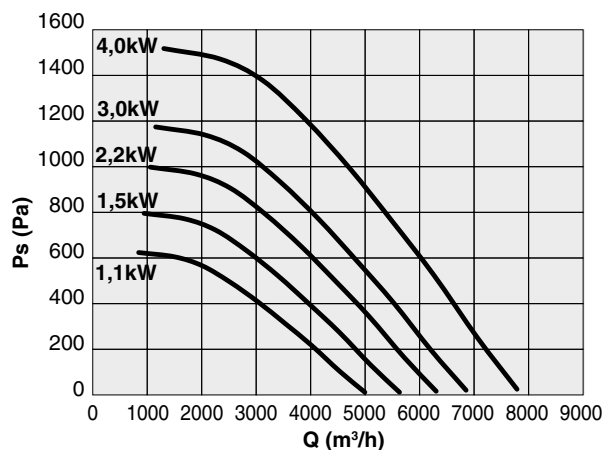
Le prestazioni aeruliche (m³/h e Pa) riportate in tabella indicano un punto di lavoro consigliato.
The aerulic performances (m³/h and Pa) shown in the tables indicate a recommended working point.

BOX-T BC ATEX 280

Code	Modello Model	U	P	kW	A	RPM	Q m ³ /h	P _s Pa	IE3	IP/CL
1BT9390	BOX-T BC ATEX 280 1,1KW	T	2	1.1	2.5	2121	4.000	220	✓	55/F
1BT9391	BOX-T BC ATEX 280 1,5KW	T	2	1.5	3.0	2391	4.000	390	✓	55/F
1BT9392	BOX-T BC ATEX 280 2,2KW	T	2	2.2	4.3	2679	5.000	360	✓	55/F
1BT9393	BOX-T BC ATEX 280 3,0KW	T	2	3.0	5.8	2910	5.000	545	✓	55/F
1BT9394	BOX-T BC ATEX 280 4,0KW	T	2	4.0	7.4	3310	5.000	910	✓	55/F

LIVELLI SONORI | SOUND LEVELS

Hz		63	125	250	500	1000	2000	4000	8000	TOT
BOX-T BC ATEX 280 1,1KW	Lw	62	76	82	87	90	88	85	77	94
	Lp 3 mt	41	55	61	67	69	67	64	56	74
BOX-T BC ATEX 280 1,5KW	Lw	64	77	86	89	93	91	88	81	97
	Lp 3 mt	44	57	65	68	73	70	67	60	77
BOX-T BC ATEX 280 2,2KW	Lw	67	79	89	91	96	94	90	85	100
	Lp 3 mt	46	58	69	70	75	73	70	64	79
BOX-T BC ATEX 280 3,0KW	Lw	68	80	92	92	98	96	92	87	102
	Lp 3 mt	48	59	71	72	78	76	72	67	82
BOX-T BC ATEX 280 4,0KW	Lw	71	81	96	94	101	100	96	91	105
	Lp 3 mt	51	61	75	74	81	79	75	71	85

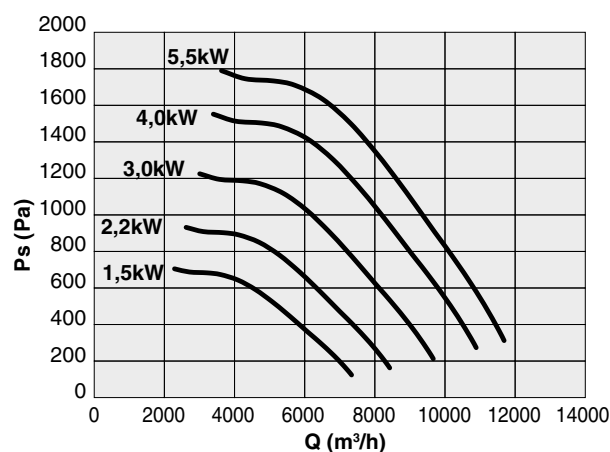


BOX-T BC ATEX 315

Code	Modello Model	U	P	kW	A	RPM	Q m ³ /h	P _s Pa	IE3	IP/CL
1BT9395	BOX-T BC ATEX 315 1,5KW	T	4	1.5	3.3	2060	6.000	375	✓	55/F
1BT9396	BOX-T BC ATEX 315 2,2KW	T	2	2.2	4.3	2367	7.000	475	✓	55/F
1BT9397	BOX-T BC ATEX 315 3,0KW	T	2	3.0	5.8	2715	7.000	850	✓	55/F
1BT9398	BOX-T BC ATEX 315 4,0KW	T	2	4.0	7.4	3057	7.000	1.270	✓	55/F
1BT9399	BOX-T BC ATEX 315 5,5KW	T	2	5.5	10.0	3281	7.000	1.560	✓	55/F

LIVELLI SONORI | SOUND LEVELS

Hz		63	125	250	500	1000	2000	4000	8000	TOT
BOX-T BC ATEX 315 1,5KW	Lw	59	64	73	81	80	79	74	64	86
	Lp 3 mt	38	43	52	61	59	59	53	44	65
BOX-T BC ATEX 315 2,2KW	Lw	62	66	73	85	82	82	78	68	88
	Lp 3 mt	41	46	52	64	62	61	57	47	68
BOX-T BC ATEX 315 3,0KW	Lw	70	74	76	93	88	88	84	75	96
	Lp 3 mt	50	53	56	73	67	67	64	54	75
BOX-T BC ATEX 315 4,0KW	Lw	71	76	78	93	91	89	86	77	96
	Lp 3 mt	51	56	58	72	70	69	65	57	76
BOX-T BC ATEX 315 5,5KW	Lw	73	78	80	93	92	90	87	79	97
	Lp 3 mt	52	57	59	72	72	70	66	58	77



NB

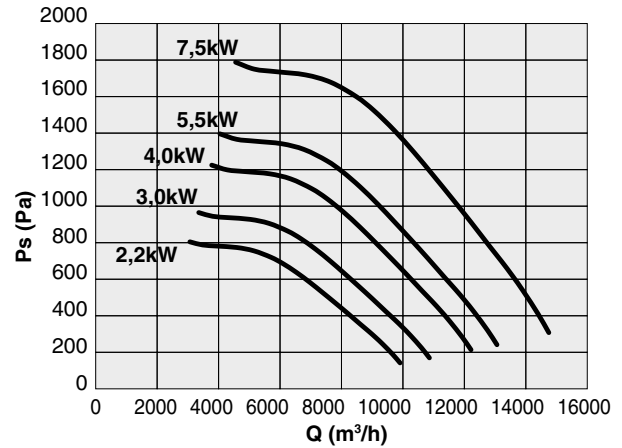
Le prestazioni aerauliche (m³/h e Pa) riportate in tabella indicano un punto di lavoro consigliato.
The aeraulic performances (m³/h and Pa) shown in the tables indicate a recommended working point.

BOX-T BC ATEX 355

Code	Modello Model	U	P	kW	A	RPM	Q m ³ /h	P _s Pa	IE3	IP/CL
1BT9400	BOX-T BC ATEX 355 2,2KW	T	4	2.2	4.6	1957	8.000	440	✓	55/F
1BT9401	BOX-T BC ATEX 355 3,0KW	T	2	3.0	5.8	2143	9.000	490	✓	55/F
1BT9402	BOX-T BC ATEX 355 4,0KW	T	2	4.0	7.4	2413	9.000	820	✓	55/F
1BT9403	BOX-T BC ATEX 355 5,5KW	T	2	5.5	10.0	2577	9.000	1.040	✓	55/F
1BT9404	BOX-T BC ATEX 355 7,5KW	T	2	7.5	13.3	2914	9.000	1.530	✓	55/F

LIVELLI SONORI | SOUND LEVELS

Hz		63	125	250	500	1000	2000	4000	8000	TOT
BOX-T BC ATEX 355 2,2KW	Lw	63	67	76	85	84	83	78	69	89
	Lp 3 mt	42	47	55	65	63	62	57	48	69
BOX-T BC ATEX 355 3,0KW	Lw	66	70	76	88	86	86	81	72	92
	Lp 3 mt	45	49	56	68	66	65	60	51	72
BOX-T BC ATEX 355 4,0KW	Lw	69	73	76	92	87	87	84	74	95
	Lp 3 mt	49	52	55	72	66	67	63	53	74
BOX-T BC ATEX 355 5,5KW	Lw	70	75	76	90	88	89	85	75	94
	Lp 3 mt	50	54	56	69	67	68	64	54	74
BOX-T BC ATEX 355 7,5KW	Lw	72	77	79	92	91	90	86	78	97
	Lp 3 mt	52	56	58	72	71	69	66	57	76

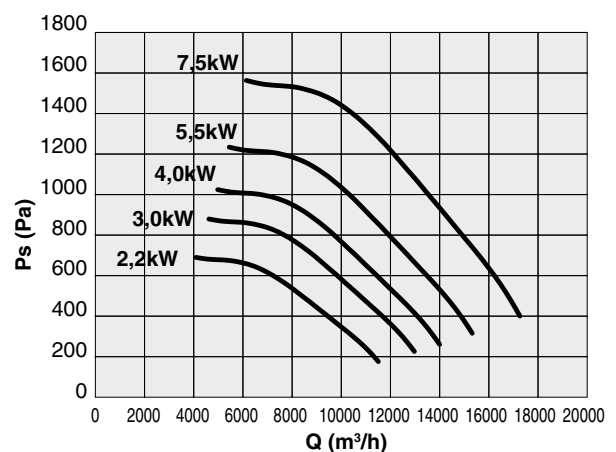


BOX-T BC ATEX 400

Code	Modello Model	U	P	kW	A	RPM	Q m ³ /h	P _s Pa	IE3	IP/CL
1BT9405	BOX-T BC ATEX 400 2,2KW	T	4	2.2	4.6	1612	10.000	350	✓	55/F
1BT9406	BOX-T BC ATEX 400 3,0KW	T	4	3.0	6.3	1819	12.000	365	✓	55/F
1BT9407	BOX-T BC ATEX 400 4,0KW	T	4	4.0	8.1	1963	12.000	540	✓	55/F
1BT9408	BOX-T BC ATEX 400 5,5KW	T	2	5.5	10.0	2150	12.000	795	✓	55/F
1BT9409	BOX-T BC ATEX 400 7,5KW	T	2	7.5	13.3	2423	12.000	1.225	✓	55/F

LIVELLI SONORI | SOUND LEVELS

Hz		63	125	250	500	1000	2000	4000	8000	TOT
BOX-T BC ATEX 400 2,2KW	Lw	58	67	79	89	85	84	78	69	92
	Lp 3 mt	38	47	58	69	65	63	57	48	71
BOX-T BC ATEX 400 3,0KW	Lw	62	71	80	94	89	88	83	75	96
	Lp 3 mt	42	51	59	73	68	67	62	54	75
BOX-T BC ATEX 400 4,0KW	Lw	62	72	79	96	90	89	84	75	98
	Lp 3 mt	42	51	58	75	69	69	63	54	77
BOX-T BC ATEX 400 5,5KW	Lw	64	73	79	95	92	91	86	77	98
	Lp 3 mt	44	53	58	74	71	70	65	56	78
BOX-T BC ATEX 400 7,5KW	Lw	66	75	80	95	95	92	87	79	99
	Lp 3 mt	46	55	60	75	74	71	67	59	79



PRESTAZIONI | PERFORMANCE

BOX-T BC ATEX

NB

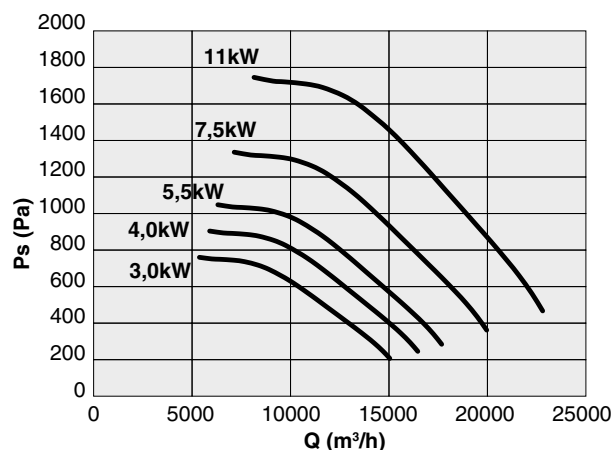
Le prestazioni aeruliche (m³/h e Pa) riportate in tabella indicano un punto di lavoro consigliato.
The aerulic performances (m³/h and Pa) shown in the tables indicate a recommended working point.

BOX-T BC ATEX 450

Code	Modello Model	U	P	kW	A	RPM	Q m ³ /h	P _s Pa	IE3	IP/CL
1BT9410	BOX-T BC ATEX 450 3,0KW	T	4	3.0	6.3	1506	13.000	395	✓	55/F
1BT9411	BOX-T BC ATEX 450 4,0KW	T	4	4.0	8.1	1646	15.000	400	✓	55/F
1BT9412	BOX-T BC ATEX 450 5,5KW	T	4	5.5	10.4	1768	15.000	570	✓	55/F
1BT9413	BOX-T BC ATEX 450 7,5KW	T	4	7.5	14.4	1998	15.000	935	✓	55/F
1BT9414	BOX-T BC ATEX 450 11KW	T	2	11	19.3	2283	15.000	1.460	✓	55/F

LIVELLI SONORI | SOUND LEVELS

Hz		63	125	250	500	1000	2000	4000	8000	TOT
BOX-T BC ATEX 450 3,0KW	Lw	62	71	82	93	89	88	82	74	96
	Lp 3 mt	42	51	61	72	69	67	62	53	75
BOX-T BC ATEX 450 4,0KW	Lw	65	75	83	97	92	91	86	77	100
	Lp 3 mt	45	54	62	77	72	70	65	57	79
BOX-T BC ATEX 450 5,5KW	Lw	66	75	82	98	93	92	87	79	100
	Lp 3 mt	46	55	62	78	73	72	66	58	80
BOX-T BC ATEX 450 7,5KW	Lw	68	76	82	99	96	94	89	80	102
	Lp 3 mt	47	56	61	78	75	74	68	59	81
BOX-T BC ATEX 450 11KW	Lw	70	79	84	98	99	96	91	83	103
	Lp 3 mt	49	59	64	78	79	75	71	63	83

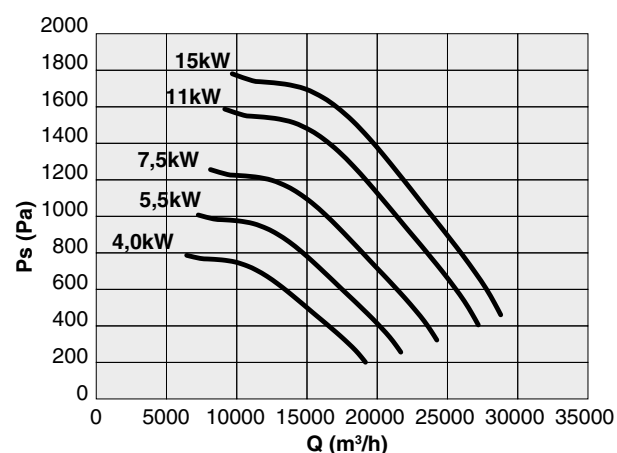


BOX-T BC ATEX 500

Code	Modello Model	U	P	kW	A	RPM	Q m ³ /h	P _s Pa	IE3	IP/CL
1BT9415	BOX-T BC ATEX 500 4,0KW	T	4	4	8.3	1364	16.000	440	✓	55/F
1BT9416	BOX-T BC ATEX 500 5,5KW	T	4	5,5	11.0	1541	18.000	560	✓	55/F
1BT9417	BOX-T BC ATEX 500 7,5KW	T	4	7,5	14.6	1724	18.000	880	✓	55/F
1BT9418	BOX-T BC ATEX 500 11KW	T	4	11	20.9	1936	18.000	1.300	✓	55/F
1BT9419	BOX-T BC ATEX 500 15KW	T	4	15	27.7	2051	18.000	1.545	✓	55/F

LIVELLI SONORI | SOUND LEVELS

Hz		63	125	250	500	1000	2000	4000	8000	TOT
BOX-T BC ATEX 500 4,0KW	Lw	59	68	78	89	86	84	78	69	92
	Lp 3 mt	38	47	57	69	65	63	58	49	72
BOX-T BC ATEX 500 5,5KW	Lw	61	70	78	94	89	87	82	73	96
	Lp 3 mt	41	50	58	73	68	67	62	52	75
BOX-T BC ATEX 500 7,5KW	Lw	63	72	78	95	90	89	84	75	97
	Lp 3 mt	42	52	57	74	70	69	64	55	77
BOX-T BC ATEX 500 11KW	Lw	65	74	79	94	93	91	86	78	98
	Lp 3 mt	44	53	59	74	73	71	65	57	78
BOX-T BC ATEX 500 15KW	Lw	67	76	80	94	95	92	87	80	99
	Lp 3 mt	46	55	60	74	74	71	67	59	79



NB

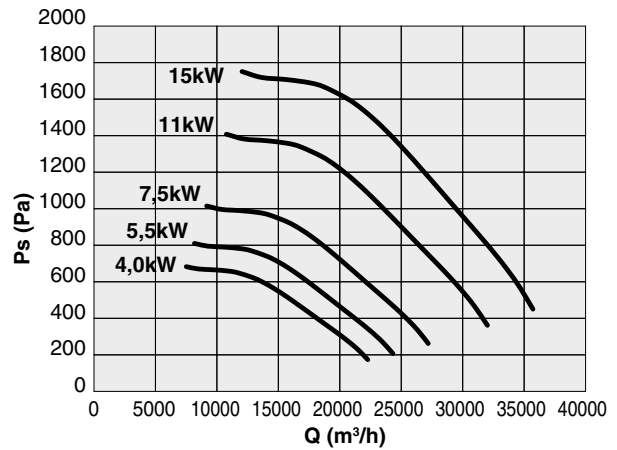
Le prestazioni aerauliche (m³/h e Pa) riportate in tabella indicano un punto di lavoro consigliato.
The aeraulic performances (m³/h and Pa) shown in the tables indicate a recommended working point.

BOX-T BC ATEX 560

Code	Modello Model	U	P	kW	A	RPM	Q m ³ /h	P _s Pa	IE3	IP/CL
1BT9420	BOX-T BC ATEX 560 4,0KW	T	4	4	8.3	1137	20.000	310	✓	55/F
1BT9421	BOX-T BC ATEX 560 5,5KW	T	4	5,5	11.0	1241	20.000	470	✓	55/F
1BT9422	BOX-T BC ATEX 560 7,5KW	T	4	7,5	14.6	1388	22.000	605	✓	55/F
1BT9423	BOX-T BC ATEX 560 11KW	T	4	11	20.9	1633	22.000	1.100	✓	55/F
1BT9424	BOX-T BC ATEX 560 15KW	T	4	15	27.7	1823	22.000	1.540	✓	55/F

LIVELLI SONORI | SOUND LEVELS

Hz										
	63	125	250	500	1000	2000	4000	8000	TOT	
BOX-T BC ATEX 560 4,0KW	Lw	50	59	72	79	77	75	69	60	83
	Lp 3 mt	30	38	51	59	56	54	49	40	62
BOX-T BC ATEX 560 5,5KW	Lw	51	60	71	87	78	77	71	62	84
	Lp 3 mt	30	39	50	60	58	56	50	41	64
BOX-T BC ATEX 560 7,5KW	Lw	53	62	71	84	81	80	74	65	87
	Lp 3 mt	33	42	50	64	60	59	53	44	67
BOX-T BC ATEX 560 11KW	Lw	56	65	70	87	83	82	77	68	90
	Lp 3 mt	36	44	49	67	63	62	56	48	69
BOX-T BC ATEX 560 15KW	Lw	59	67	73	87	86	84	80	72	91
	Lp 3 mt	38	47	52	67	66	63	59	51	71

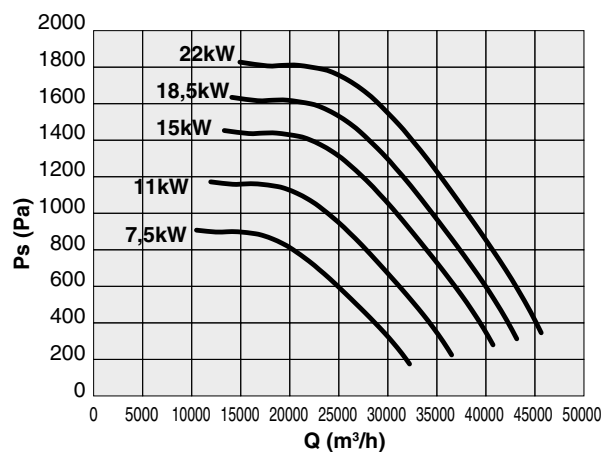


BOX-T BC ATEX 630

Code	Modello Model	U	P	kW	A	RPM	Q m ³ /h	P _s Pa	IE3	IP/CL
1BT9425	BOX-T BC ATEX 630 7,5KW	T	4	7.5	14.6	1158	28.000	435	✓	55/F
1BT9426	BOX-T BC ATEX 630 11KW	T	4	11	20.9	1313	30.000	670	✓	55/F
1BT9427	BOX-T BC ATEX 630 15KW	T	4	15	27.7	1465	30.000	1.055	✓	55/F
1BT9428	BOX-T BC ATEX 630 18,5KW	T	4	18.5	32.8	1553	30.000	1.295	✓	55/F
1BT9429	BOX-T BC ATEX 630 22KW	T	4	22	38.8	1642	30.000	1.550	✓	55/F

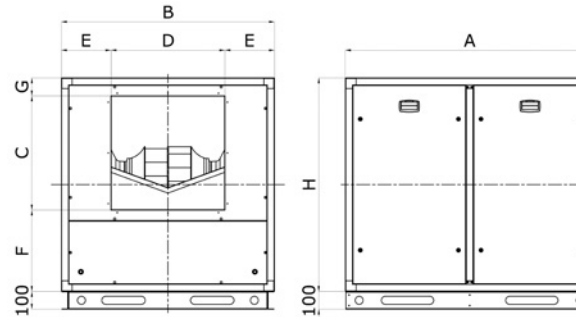
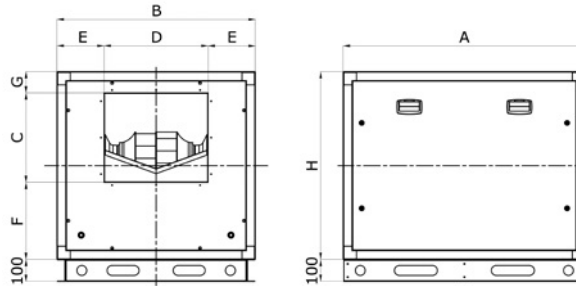
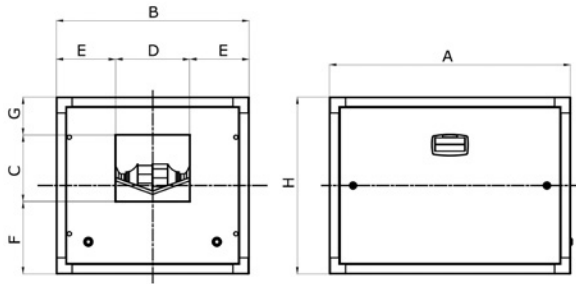
LIVELLI SONORI | SOUND LEVELS

Hz										
	63	125	250	500	1000	2000	4000	8000	TOT	
BOX-T BC ATEX 630 7,5KW	Lw	64	74	87	86	88	86	79	69	93
	Lp 3 mt	43	53	66	66	68	65	59	49	73
BOX-T BC ATEX 630 11KW	Lw	67	74	90	88	91	89	82	72	96
	Lp 3 mt	46	54	69	68	70	69	61	51	75
BOX-T BC ATEX 630 15KW	Lw	68	82	91	90	92	90	83	73	97
	Lp 3 mt	47	61	71	70	72	69	62	52	77
BOX-T BC ATEX 630 18,5KW	Lw	69	79	91	92	93	91	84	74	98
	Lp 3 mt	48	59	71	71	73	71	63	54	78
BOX-T BC ATEX 630 22KW	Lw	70	77	90	93	94	92	85	76	99
	Lp 3 mt	50	56	70	73	73	72	64	55	78



DIMENSIONI | DIMENSIONS mm

BOX-T BC ATEX



BOX-T BC ATEX

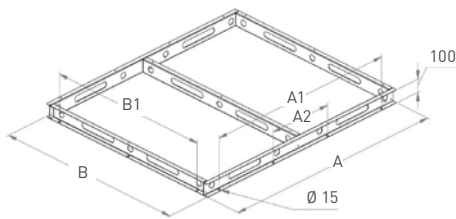
Tipo Type	A	B	C	D	E	F	G	H	Kg
BOX-T BC ATEX 200	800	650	260	260	195	232	108	600	60
BOX-T BC ATEX 225	900	650	290	290	180	277	83	650	78
BOX-T BC ATEX 250	900	650	324	324	163	258	68	650	84
BOX-T BC ATEX 280	950	750	364	364	193	272	114	750	100

Tipo Type	A	B	C	D	E	F	G	H	Kg
BOX-T BC ATEX 315	1100	900	406	406	247	310	134	850	130
BOX-T BC ATEX 355	1270	1100	456	456	322	353	191	1000	179
BOX-T BC ATEX 400	1270	1100	510	510	295	381	109	1000	195

Tipo Type	A	B	C	D	E	F	G	H	Kg
BOX-T BC ATEX 450	1400	1200	574	574	313	429	197	1200	250
BOX-T BC ATEX 500	1400	1200	640	640	280	459	101	1200	280
BOX-T BC ATEX 560	1650	1350	718	718	316	496	136	1350	380
BOX-T BC ATEX 630	1760	1500	804	804	348	527	169	1500	410

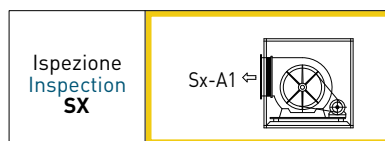
Pesi indicativi | Indicative weights

BASAMENTO DI SOLLEVAMENTO DI SERIE dalla taglia 315 a 630 Lifting base assembled from sizes 315 to 630



Tipo Type	A	B	A1	A2	B1
315	1095	895	845	-	675
355 - 400	1265	1095	1015	-	875
450 - 500	1395	1195	1145	382	975
560	1645	1345	1395	465	1125
630	1755	1495	1505	502	1275

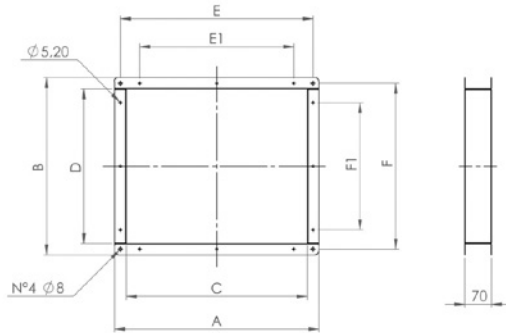
ORIENTAMENTO | DISCHARGE ANGLE



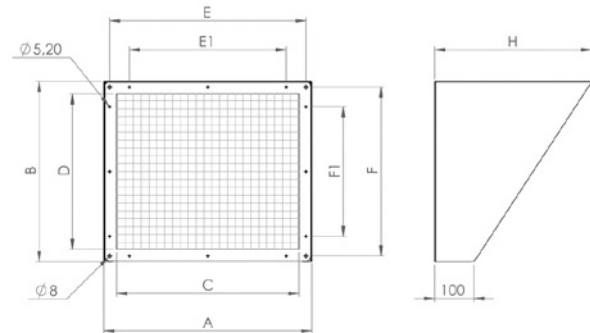
N.B.: Orientamento standard SX-A1
Standard discharge SX-A1



TPSR | TRONCHETTO PREMENTE SENZA RETE OUTLET CONNECTOR WITHOUT NET



TPCR | TRONCHETTO PREMENTE CON RETE OUTLET CONNECTOR WITH NET

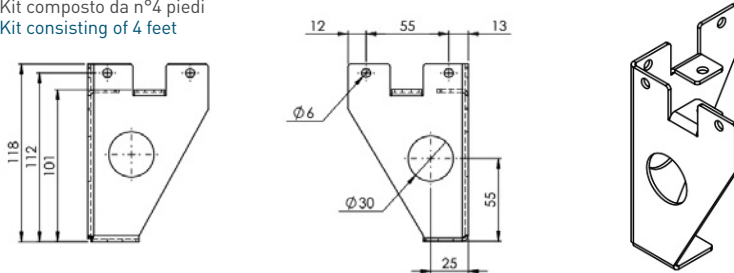


TPSR Code	TPCR Code	Tipo Type	A	B	C	D	E	E1	F	F1	H
5TR0240	5TR0250	200	320	320	260	260	290	190	290	190	250
5TR0241	5TR0251	225	350	350	290	290	320	220	320	220	300
5TR0242	5TR0252	250	385	385	325	325	355	255	355	255	300
5TR0243	5TR0253	280	425	425	365	365	395	295	395	295	300
5TR0244	5TR0254	315	465	465	405	405	435	335	435	335	400
5TR0245	5TR0255	355	515	515	455	455	485	385	485	385	400
5TR0246	5TR0256	400	570	570	510	510	540	440	540	440	400
5TR0247	5TR0257	450	630	630	570	570	600	500	600	500	500
5TR0287	5TR0297	500	700	700	640	640	670	570	670	570	500
5TR0288	5TR0298	560	775	775	715	715	745	645	745	645	500
5TR0289	5TR0299	630	860	860	800	800	830	730	830	730	500

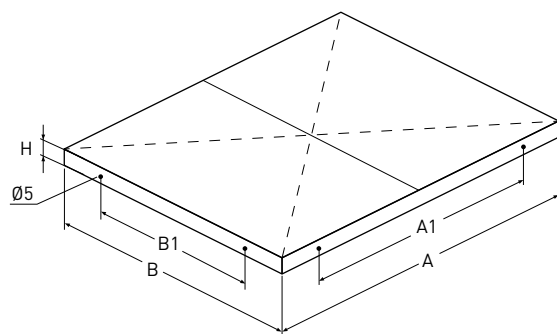
Dimensioni in mm | Dimensions in mm

1ST0027 | PIEDE PER Box-T BC dal 200 al 280 | FEET FOR BOX-T BC from 200 to 280

Kit composto da n°4 piedi
Kit consisting of 4 feet



TETTUCCIO PARAPIOGGIA | RAINPROOF COVER



Code	Tipo Type	A	B	C	D	H
5TE0071	200	805	655	550	400	35
5TE0072	225 - 250	905	655	650	400	35
5TE0073	280	955	755	700	500	35
5TE0074	315	1105	905	850	650	45
5TE0075	355 - 400	1275	1105	1020	850	45
5TE0076	450 - 500	1405	1205	1150	950	45
5TE0077	560	1655	1355	1400	1100	45
5TE0078	630	1765	1505	1510	1250	45

Dimensioni in mm | Dimensions in mm